



Concentric Technology Solutions Inc

Testing Solutions for the Wireless Industry

TC-5970B/C Shield Box



Features

- High RF Shielding
- Easy Opening/Closing of Door
- EMI filters on all Data and DC lines
- Customizable Data connections
- Shock Absorber on lid
- Ferrite observer for radiation testing (TC-5972C)



Specifications

Mechanical Specification

RF Connectors without module	6 N (f) outside and SMA (f) inside
Dimension	
Inside	530(W) x 540(D) x 420(H) mm, 195(D)mm top side
Outside	620(W) x 680(D) x 531(H) mm, door closed. 890(H) mm, door open
Weight	38 kg(TC-5970B), 50 kg(TC-5970C)
*Packing	
Size	845(W) x 720(D) x 663(H) mm
Weight	approx. 45 kg(TC-5970B), approx. 59 kg(TC-5970C)

*The size or weight of a package may vary on how to pack a package.

Typical RF Shielding

The shield effectiveness below is measured when the blank panel is mounted; other I/O interface panel results a different shielding effectiveness of the shield box.

100 to 2000 MHz	> 70 dB
2000 to 3000 MHz	> 60 dB
3000 to 6000 MHz	> 55 dB

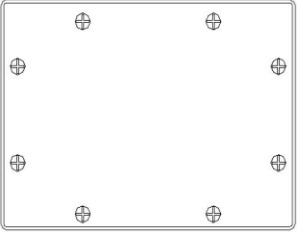
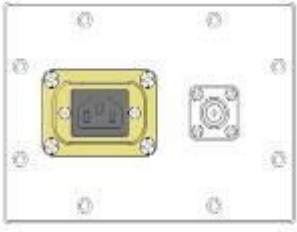
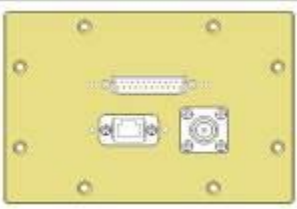

Ordering Information

Order Number	Description
	Shield Box (including accessories bellow)
TC-5970B	Operating Manual Test Report RG400S, N(m) to N(m) cable, 1 m, 1 pc
	Shield Box (including accessories bellow)
TC-5970C	Operating Manual Test Report RG400S, N(m) to N(m) cable, 1 m, 1 pc

SPECIFICATIONS SUBJECT TO CHANGE WITHOUT PRIOR NOTICE



I/O Interface Panel

	Order Number	Configuration
 <p data-bbox="300 674 437 696">Blank Panel</p>	M5970C01A	<ul data-bbox="831 421 1406 517" style="list-style-type: none"> *Shielding Effectiveness: >70 dB from 0.1 to 2 GHz, >60 dB from 2 to 3 GHz, >55 dB from 3 to 6 GHz
 <p data-bbox="236 965 501 987">RF and AC Power Panel</p>	M5970C02A	<ul data-bbox="831 723 1406 864" style="list-style-type: none"> *Shielding Effectiveness:>70 dB from 0.1 to 3 GHz, >60 dB from 3 to 6 GHz 1 N (f) outside and SMA (f) inside AC Inlet, 100 VAC~300 VAC, 10 A
 <p data-bbox="252 1234 485 1290">RF and RJ45, DB25 Data Interface Panel</p>	M5970C03A	<ul data-bbox="831 1003 1406 1211" style="list-style-type: none"> *Shielding Effectiveness:>60 dB from 0.1 to 3 GHz, >55 dB from 3 to 6 GHz 1 N (f) outside and SMA (f) inside RJ-45 outside and inside, 10 pF Pi filter One DB25(p) outside, DB25(s) inside, 1000 pF Pi filter
 <p data-bbox="252 1536 485 1592">RF and USB, DB25 Data Interface Panel</p>	M5970C04A	<ul data-bbox="831 1305 1406 1514" style="list-style-type: none"> *Shielding Effectiveness:>60 dB from 0.1 to 3 GHz, >55 dB from 3 to 6 GHz 1 N (f) outside and SMA (f) inside USB outside and inside One DB25(p) outside, DB25(s) inside, 1000 pF Pi filter

*Each shielding effectiveness is measured when each I/O interface panel, which is shown above, is mounted.



I/O Interface

Customized I/O Interface panels are available. Please contact Tescom sales team or your local distributor.

I/O Interface	Order Number	Typical Data Rate / Line Voltage	*Typical Shielding
 DB25, 1000 pF Pi Filter	3409-0009-1	3 Mbps	>70 dB from 0.1 to 2 GHz >60 dB from 2 to 3 GHz >55 dB from 3 to 6 GHz
 DB25, 100 pF Pi Filter	3409-0014-1	10 Mbps	>70 dB from 0.1 to 2 GHz >60 dB from 2 to 3 GHz >55 dB from 3 to 6 GHz
 DB9, 1000 pF Pi Filter	3409-0008-1	3 Mbps	>70 dB from 0.1 to 2 GHz >60 dB from 2 to 3 GHz >55 dB from 3 to 6 GHz
 DB9, 100 pF Pi Filter	3409-0010-1	10 Mbps	>70 dB from 0.1 to 2 GHz >60 dB from 2 to 3 GHz >55 dB from 3 to 6 GHz
 USB A(p) 2.0, 10 pF Pi Filter	3409-0018A-3	480 Mbps	>60 dB from 0.1 to 6 GHz
 RJ-45, 10 pF Pi Filter	3409-0022A	250 Mbps	>60 dB from 0.1 to 3 GHz
 DC Power Adaptor, Jack Type	3409-0004A	50 VDC, 3 Amps max	>70 dB from 0.1 to 2 GHz >60 dB from 2 to 3 GHz >55 dB from 3 to 6 GHz
 DC Power Adaptor, Banana Jack Type	3409-0005A	50 VDC, 50 VDC, 10 Amps max	>70 dB from 0.1 to 2 GHz >60 dB from 2 to 3 GHz >55 dB from 3 to 6 GHz
 AC Power Adaptor		250 VAC, 7 Amps max	>70 dB from 0.1 to 2 GHz >60 dB from 2 to 3 GHz >55 dB from 3 to 6 GHz

*Each shielding effectiveness is measured when each I/O interface panel, which is shown above, is mounted.

SPECIFICATIONS SUBJECT TO CHANGE WITHOUT PRIOR NOTICE